

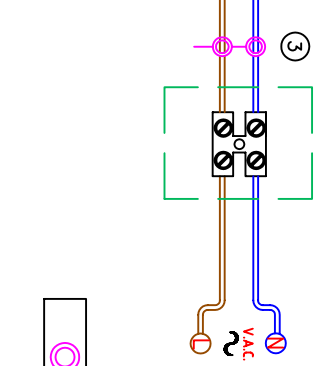
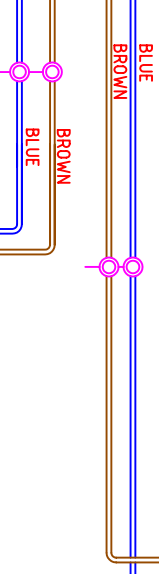
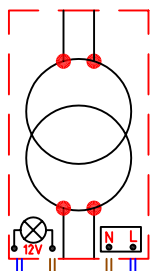
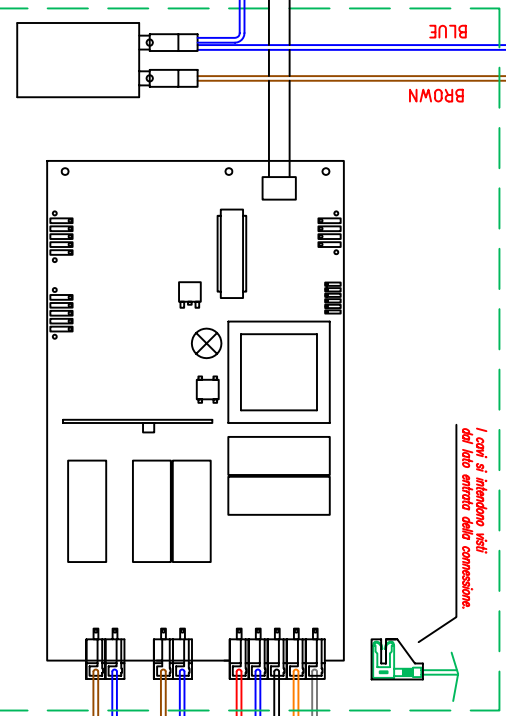
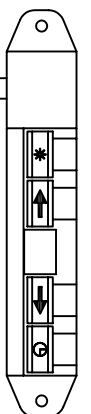
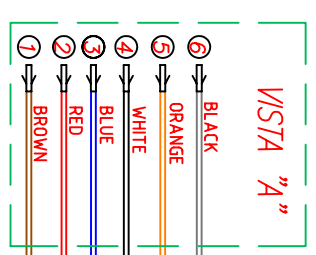
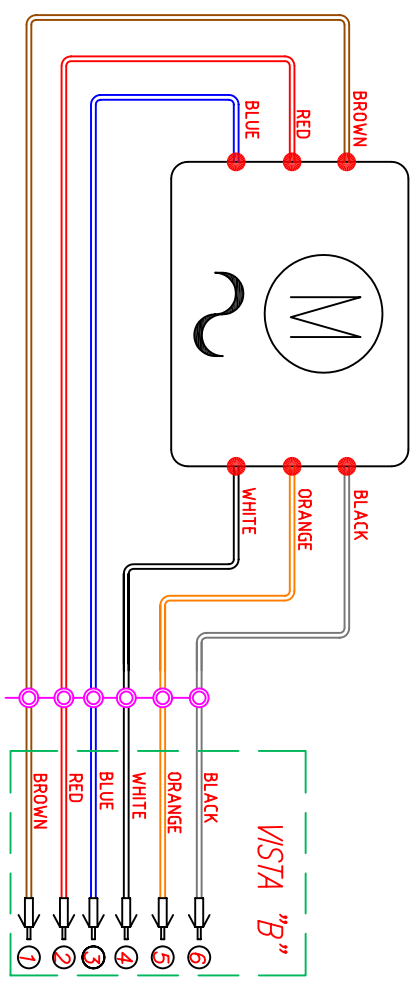
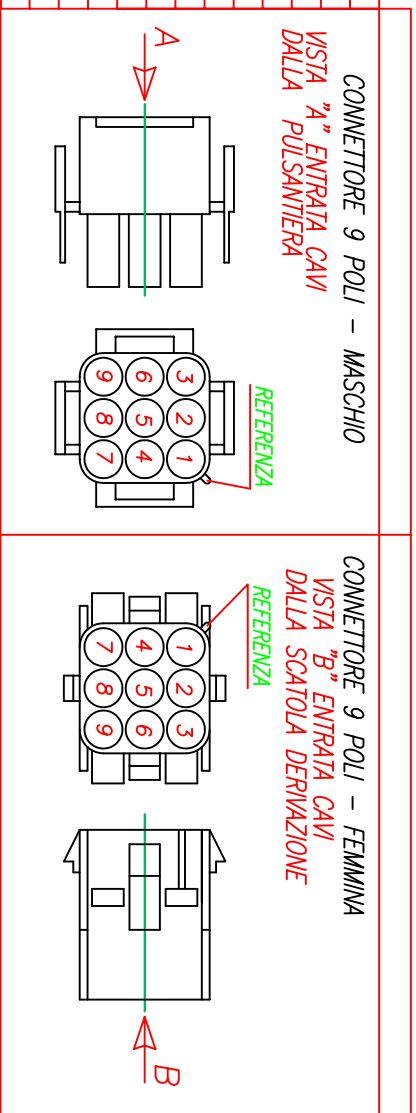
THERMEX

SPAREPART LIST OPTICA 680V/FH

Position	Code	Thermex Code	Description
261		R520.49.1027.0	COMPLETE CHIMNEY
284	RK00284.000.TX	535.49.8100.9	REMOTE CONTROL
298	RK00298.150.00	R520.49.1023.0	FLANGE
357	RK00357.TS4.B0	R520.49.1020.0	COMPLETE ELECTRONIC
361A		535.49.4100.9	CARBON FILTER
361B		535.49.4200.9	CARBON FILTER
362	RK00362.000.00	R520.49.1019.0	GREASE FILTER
363	RK00363.000.00	R520.49.1021.0	HALOGEN LAMP 12V 50W
369	RK00369.000.X4	R520.49.1018.0	CHIMNEY BRACKET
475		R520.49.1026.0	COMPLETE CHIMNEY
X			No Spareparts

THERMEX OPTICA 680

N. POLO	COLORE FILO
1	BROWN
2	RED
3	BLUE
4	WHITE
5	ORANGE
6	BLACK
7	
8	
9	
10	
11	
12	



○ Cavi inguainati

N.	Data	Eseguito	Descrizione
2			
1			

Modifiche

THERMEX OPTICA 680

MOSAT s.r.l.
 Campo d'olmo 60044 Fabriano (AN) Italy
 Tel. +390732 635200
 e-mail emilio.mezzopere@tin.it

Gruppo	Asstema	KLASS T3* ELETTR. SEUFFER +DIDRORICA 50W.	Disegnato	Schiavoni M.
Particolare	Particolare	SCHEMA ELETTRICO "KLASS" MOT. T3* ELETTR. SEUFFER	Data	08/11/06
Modifiche	Modifiche		Scale	AO
Spessore	Spessore			

MSB-0010-00

La riproduzione senza permesso è vietata. Tutti i diritti sono riservati. Questo documento è proprietà esclusiva di THERMEX. The reproduction without permission is prohibited. All rights reserved. This document is the exclusive property of THERMEX.